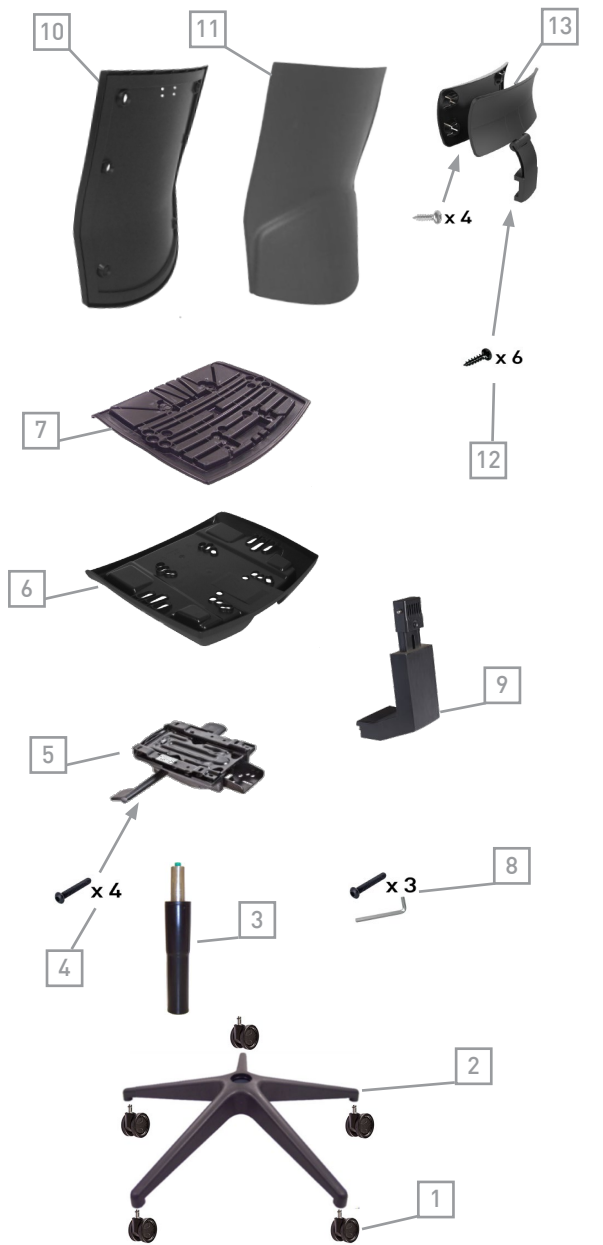


AURA



AURA with headrest

Sincro/Synchro



Codice/Code	Descrizione/Description
1. RWL010201	Ruota Work libera Ø65mm, perno Ø11mm, nera Work castor Ø65mm, push fit stem Ø11mm, black
2. B230201	Base B23 Ø700mm, perno Ø11mm, nera Base B23 Ø700mm, stem Ø11mm, black
3. P0901	Pompa a gas H.220/132, conifica H.100, nera Gas column H.220/132, lower gas cone H.100, black
4. 0609	Viti TBEI M6 x 30 T.Ø13 (con blocca filetto), brunito Screws BHCS M6 x 30 H.Ø13 (with thread lock), burnished
5. PP0501	Meccanismo sincro, 4 posizioni, nero Synchro mechanism, 4 positions, black
6. SS0701	Sottosedile art. 07 nero Outer seat art. 07 black
7. SD071801FE	Sedile interno art. 07 a 18 borchie e con barre in ferro, nero Inner seat art. 07 with 18 nuts and inner steel bars, black
8. KIT14097	Kit viti M8 x 30 TBEI, brunito + Chiave esagonale Screw kit M8 x 30 IHHEC, burnished + Hexagon key
9. SH4001LSY	Reggischienale art. 40 Up & Down, nero Backrest support art. 40 Up & Down, black
10. SCI1401PGT	Schienale interno art. 14, nero nero con borchie M6 Inner backrest art. 14, black black with nuts M6
11. SCE1401	Copriscienale art. 14, nero Outer backrest art. 14, black
12. KIT15009	Kit viti M6 x 25 TBEI T/D 10,5 mm zincate Screw kit M6 x 25 IHHEC T/D 10,5 mm zinc
13. PGTE0401 PGTI0401	Poggiatesta interno ed esterno con viti autofilettanti, nero Headrest cover and shell with drywall screws, black
*Accessori/Optional:	
14. B230218	Base B23 in alluminio lucido Ø700mm, perno Ø11mm Polished aluminium base B23 Ø700mm, stem Ø11mm
15. P0918	Pompa a gas H.220/132, conifica H.75, cromata Gas column H.220/132, lower gas cone H.75, chromed
16. RWL020201	Ruota Work libera gommata Ø65mm, perno Ø11mm, nera Work soft castor Ø65mm, push fit stem Ø11mm, black
17. BR28DX-SX01	Bracciolo regolabile art. 28, destro+sinistro, nero Adjustable armrest art. 28, right+left, black
18. KIT13008	Kit viti M6 x 36 TBEI, brunito + Chiave esagonale per fissaggio braccioli Screw kit M6 x 36 IHHEC, burnished + Hexagon key for armrest fixing
19. SS1201	Sottosedile art. 12, nero Outer seat art. 12, black
20. PP0501TRS	Meccanismo 05 sincro con traslatore, 4 posizioni, nero Synchro mechanism 05 with seat slider, 4 positions, black
21. GMSDI07	Cuscino sedile in PU schiumato a freddo D.65 SP.35mm PU cold foamed cushion for inner seat D.65 TH.35mm
22. SCHAT04	Cuscino poggiatesta in PU schiumato a freddo PU cold foamed cushion for headrest

N.B.: altri braccioli e meccanismi sincro a scelta nel catalogo generale

N.B.: other armrests and synchro mechanisms are available on our general catalogue

AURA with headrest

Back System



Codice/Code	Descrizione/Description
1. RWL010201	Ruota Work libera Ø65mm, perno Ø11mm, nera Work castor Ø65mm, push fit stem Ø11mm, black
2. B230201	Base B23 Ø700mm, perno Ø11mm, nera Base B23 Ø700mm, stem Ø11mm, black
3. P0901	Pompa a gas H.220/132, conifica H.100, nera Gas column H.220/132, lower gas cone H.100, black
4. 0609	Viti TBEI M6 x 30 T/D13 (con blocca filetto), brunito Screws BHCS M6 x 30 T/D13 (with thread lock), burnished
5. PP2301	Contatto permanente a 2 leve con sistema Up & Down integrato, nero Permanent contact with 2 levers and integrated Up & Down system, black
6. SS0701	Sottosedile art. 07 nero Outer seat art. 07 black
7. SD071801FE	Sedile interno art. 07 a 18 borchie e con barre in ferro, nero Inner seat art. 07 with 18 nuts and inner steel bars, black
8. SF2701	Soffietto art.27 PP23/22/29 95x240mm, nero Bellows art.27 PP23/22/29 95x240mm, black
9. TSH24	Supporto "T" con attacco rapido per PP22-PP23-PP29 Quick release "T" support for PP22-PP23-PP29
10. SCI1401PGT	Schienale interno art. 14, nero con borchie M6 Inner backrest art. 14, black with nuts M6
11. SCE1401	Copriscienale art. 14, nero Outer backrest art. 14, black
12. KIT15009	Kit viti M6 x 25 TBEI T/D 10,5 mm zincate Screw kit M6 x 25 IHHEC T/D 10,5 mm zinc
13. PGTE0401 PGTI0401	Poggiatesta interno ed esterno con viti autofilettanti, nero Headrest cover and shell with drywall screws, black

*Accessori/Optional:

14. B230218	Base B23 in alluminio lucido Ø700mm, perno Ø11mm Polished aluminium base B23 Ø700mm, stem Ø11mm
15. P0918	Pompa a gas H.220/132, conifica H.75, cromata Gas column H.220/132, lower gas cone H.75, chromed
16. RWL020201	Ruota Work libera gommata Ø65mm, perno Ø11mm, nera Work soft castor Ø65mm, push fit stem Ø11mm, black
17. BR28DX-SX01	Bracciolo regolabile art. 28, destro+sinistro, nero Adjustable armrest art. 28, right+left, black
18. KIT13008	Kit viti M6 x 36 TBEI, brunito + Chiave esagonale per fissaggio braccioli Screw kit M6 x 36 IHHEC, burnished + Hexagon key for armrest fixing
19. PP2901	A-Sincro 29 con 3 leve e meccanismo Up & Down, nero A-Synchro 29 with 3 handles and Up & Down mechanism, black
20. GMSDI07	Cuscino sedile in PU schiumato a freddo D.65 SP.35mm PU cold foamed cushion for inner seat D.65 TH.35mm
21. SCHT04	Cuscino poggiatesta in PU schiumato a freddo PU cold foamed cushion for headrest

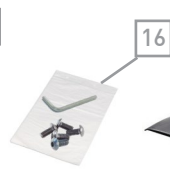
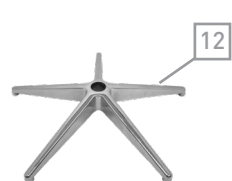
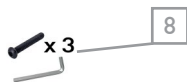

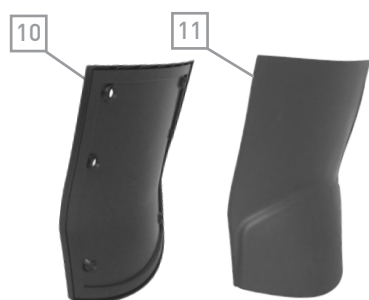
N.B.: altri braccioli a scelta nel catalogo generale

N.B.: other armrests are available on our general catalogue



AURA

Sincro/Synchro



Codice/Code	Descrizione/Description
1. RWL010201	Ruota Work libera Ø65mm, perno Ø11mm, nera Work castor Ø65mm, push fit stem Ø11mm, black
2. B230201	Base B23 Ø700mm, perno Ø11mm, nera Base B23 Ø700mm, stem Ø11mm, black
3. P0901	Pompa a gas H.220/132, conifica H.100, nera Gas column H.220/132, lower gas cone H.100, black
4. 0609	Viti TBEI M6 x 30 T.Ø13 (con blocca filetto), brunito Screws BHCS M6 x 30 H.Ø13 (with thread lock), burnished
5. PP0501	Meccanismo sincro, 4 posizioni, nero Synchro mechanism, 4 positions, black
6. SS0701	Sottosedile art. 07 nero Outer seat art. 07 black
7. SD071801FE	Sedile interno art. 07 a 18 borchie e con barre in ferro, nero Inner seat art. 07 with 18 nuts and inner steel bars, black
8. KIT14097	Kit viti M8 x 30 TBEI, brunito + Chiave esagonale Screw kit M8 x 30 IHHEC, burnished + Hexagon key
9. SH4001LSY	Reggischienale art. 40 Up & Down, nero Backrest support art. 40 Up & Down, black
10. SCI1401	Schienale interno art. 14, nero Inner backrest art. 14, black
11. SCE1401	Coprischienale art. 14, nero Outer backrest art. 14, black

*Accessori/Optional:

12. B230218	Base B23 in alluminio lucido Ø700mm, perno Ø11mm Polished aluminium base B23 Ø700mm, stem Ø11mm
13. P0918	Pompa a gas H.220/132, conifica H.75, cromata Gas column H.220/132, lower gas cone H.75, chromed
14. RWL020201	Ruota Work libera gommata Ø65mm, perno Ø11mm, nera Work soft castor Ø65mm, push fit stem Ø11mm, black
15. BR28DX-SX01	Bracciolo regolabile art. 28, destro+sinistro, nero Adjustable armrest art. 28, right+left, black
16. KIT13008	Kit viti M6 x 36 TBEI, brunito + Chiave esagonale per fissaggio braccioli Screw kit M6 x 36 IHHEC, burnished + Hexagon key for armrest fixing
17. SS1201	Sottosedile art. 12, nero Outer seat art. 12, black
18. PP0501TRS	Meccanismo 05 sincro con traslatore, 4 posizioni, nero Synchro mechanism 05 with seat slider, 4 positions, black
19. GMSDI07	Cuscino sedile in PU schiumato a freddo D.65 SP.35mm PU cold foamed cushion for inner seat D.65 TH.35mm

N.B.: altri braccioli e meccanismi sincro a scelta nel catalogo generale

N.B.: other armrests and synchro mechanisms are available on our general catalogue

AURA

Back System



Codice/Code	Descrizione/Description
1. RWL010201	Ruota Work libera Ø65mm, perno Ø11mm, nera Work castor Ø65mm, push fit stem Ø11mm, black
2. B230201	Base B23 Ø700mm, perno Ø11mm, nera Base B23 Ø700mm, stem Ø11mm, black
3. P0901	Pompa a gas H.220/132, conifica H.100, nera Gas column H.220/132, lower gas cone H.100, black
4. 0609	Viti TBEI M6 x 30 T/D13 (con blocca filetto), brunito Screws BHCS M6 x 30 T/D13 (with thread lock), burnished
5. PP2301	Contatto permanente a 2 leve con sistema Up & Down integrato, nero Permanent contact with 2 levers and integrated Up & Down system, black
6. SS0701	Sottosedile art. 07 nero Outer seat art. 07 black
7. SD071801FE	Sedile interno art. 07 a 18 borchie e con barre in ferro, nero Inner seat art. 07 with 18 nuts and inner steel bars, black
8. SF2701	Soffietto art.27 PP23/22/29 95x240mm, nero Bellows art.27 PP23/22/29 95x240mm, black
9. TSH24	Supporto "T" con attacco rapido per PP22-PP23-PP29 Quick release "T" support for PP22-PP23-PP29
10. SCI1401	Schienale interno art. 14, nero Inner backrest art. 14, black
11. SCE1401	Coprischienale art. 14, nero Outer backrest art. 14, black

*Accessori/Optional:

12. B230218	Base B23 in alluminio lucido Ø700mm, perno Ø11mm Polished aluminium base B23 Ø700mm, stem Ø11mm
13. P0918	Pompa a gas H.220/132, conifica H.75, cromata Gas column H.220/132, lower gas cone H.75, chromed
14. RWL020201	Ruota Work libera gommata Ø65mm, perno Ø11mm, nera Work soft castor Ø65mm, push fit stem Ø11mm, black
15. BR28DX-SX01	Bracciolo regolabile art. 28, destro+sinistro, nero Adjustable armrest art. 28, right+left, black
16. KIT13008	Kit viti M6 x 36 TBEI, brunito + Chiave esagonale per fissaggio braccioli Screw kit M6 x 36 IHHEC, burnished + Hexagon key for armrest fixing
17. PP2901	A-Sincro 29 con 3 leve e meccanismo Up & Down, nero A-Synchro 29 with 3 handles and Up & Down mechanism, black
18. GMSDI07	Cuscino sedile in PU schiumato a freddo D.65 SP.35mm PU cold foamed cushion for inner seat D.65 TH.35mm

N.B.: altri braccioli a scelta nel catalogo generale

N.B.: other armrests are available on our general catalogue



AURA

Fusto 4 gambe/4 Legs frame



Codice/Code	Descrizione/Description
1. F4G01	Fusto 4 gambe, nero 4 legs frame, black
2. 0609	Viti TBEI M6 x 30 T.Ø13 (con blocca filetto), brunate Screws BHCS M6 x 30 H.Ø13 (with thread lock), burnished
3. SS1201	Sottosedile art. 12 nero Outer seat art. 12 black
4. SD071801FE	Sedile interno art. 07 a 18 borchie e con barre in ferro, nero Inner seat art. 07 with 18 nuts and inner steel bars, black
5. KIT15014	Kit vite M8 x 25 TBEI + Rondella Ø8 x 24 zincata + Chiave esagoale Screw kit M8 x 25 IHHEC + Washer Ø8 x 24 zinc + Hexagon key
6. LM1501	Lama reggischiena art.15 con attacco rapido (fissa), nera Backrest support art.15 rapid insert (fixed), black
7. SCI1401	Schienaletto interno art. 14, nero Inner backrest art. 14, black
8. SCE1401	Coprischienaletto art. 14, nero Outer backrest art. 14, black
*Accessori/Optional:	
9. F4G18	Fusto 4 gambe cromato Chromed 4 legs frame
10. BR27DX-SX01	Bracciolo fisso art. 27, destro+sinistro nero Fixed armrest art. 27, right+left, black
11. KIT13008	Kit viti M6 x 36 TBEI, brunate + Chiave esagonale per fissaggio braccioli Screw kit M6 x 36 IHHEC, burnished + Hexagon key for armrest fixing

N.B.: altri braccioli a scelta nel catalogo generale

N.B.: other armrests are available on our general catalogue



AURA

Slitta/Cantilever



Codice/Code	Descrizione/Description
1. GS0101	Slitta sedia, nera Cantilever, black
2. 0609	Viti TBEI M6 x 30 T.Ø13 (con blocca filetto), brunate Screws BHCS M6 x 30 H.Ø13 (with thread lock), burnished
3. SS1201	Sottosedile art. 12 nero Outer seat art. 12 black
4. SD071801FE	Sedile interno art. 07 a 18 borchie e con barre in ferro, nero Inner seat art. 07 with 18 nuts and inner steel bars, black
5. KIT15014	Kit vite M8 x 25 TBEI + Rondella Ø8 x 24 zincata + Chiave esagoale Screw kit M8 x 25 IHHEC + Washer Ø8 x 24 zinc + Hexagon key
6. LM1501	Lama reggischiena art.15 con attacco rapido (fissa), nera Backrest support art.15 rapid insert (fixed), black
7. SCI1401	Schienaletto interno art. 14, nero Inner backrest art. 14, black
8. SCE1401	Coprischienaletto art. 14, nero Outer backrest art. 14, black
*Accessori/Optional:	
9. GS0118	Slitta sedia, cromata Chromed cantilever
10. BR27DX-SX01	Bracciolo fisso art. 27, destro+sinistro nero Fixed armrest art. 27, right+left, black
11. KIT13008	Kit viti M6 x 36 TBEI, brunate + Chiave esagonale per fissaggio braccioli Screw kit M6 x 36 IHHEC, burnished + Hexagon key for armrest fixing

N.B.: altri braccioli a scelta nel catalogo generale

N.B.: other armrests are available on our general catalogue

